

QS

NORTH AMERICAN QUICK SHIP PROGRAM

THE
COL
LECTI
ON

DOMITALIA
COMFORT LIVING



QS

NORTH AMERICAN QUICK SHIP PROGRAM

**THE
COL
LECTI
ON**

COMFORT LIVING.

The Made in Italy design that has something more.

• DOMITALIA IS A COMPANY WHICH HAS, SINCE ITS ESTABLISHMENT, BEEN SPECIALIZED IN THE MANUFACTURE OF HOME AND CONTRACT CHAIRS, TABLES AND OCCASIONALS; ITS KEY FEATURES ARE GREAT FLEXIBILITY AND PRODUCTIVE CAPACITY AND THE CAREFUL STUDY AND DEVELOPMENT OF ITS COLLECTIONS. THE "MADE IN ITALY" TRAIT AND A SHARP DESIGN, WHICH FIXES CLEANING AND COMFORT AS PRECEPTS, HAVE BEEN TAKEN UP AS A MISSION: THESE ARE THE INDISPUTABLE VALUES. DOMITALIA BELIEVES IN INNOVATION BOTH AS REGARDS DESIGN AND AS REGARDS TECHNOLOGICAL SOLUTIONS, BUT IT DOES NOT OVERLOOK ITS CUSTOMERS' WELLNESS; COMFORT LIVING HAS ALWAYS BEEN PRESENT SIDE BY SIDE WITH ITS TRADEMARK.



AT HOME ALL OVER THE WORLD.

In more than 70 countries.

• DOMITALIA IS SUCCESSFULLY PROJECTED TOWARDS NEW MARKETS AND AT THE SAME TIME IS WORKING TO CONSOLIDATE THE ONES IN WHICH IT HAS BEEN OPERATING FOR SOME TIME. A 40% QUOTA IS GUARANTEED BY THE ITALIAN MARKET, BUT ITS GLOBAL VOCATION IS STRONG AND ASSERTED BY ITS PRESENCE IN MORE THAN 70 COUNTRIES; SCANDINAVIA, FRANCE AND RUSSIA IN EUROPE AND THE UNITED STATES ABROAD ARE THE MAIN CHARACTERS OF ITS GROWTH. RIGHT IN THE UNITED STATES, IN FLORIDA, DOMITALIA HAS SET UP OFFICES AND A MANAGEMENT EXCLUSIVELY DEDICATED TO THE AMERICAN MARKET WITH A WAREHOUSE FOR STOCKING AND DISTRIBUTING ITS PRODUCTS, EVEN ON A RETAIL BASIS.



- ALBANIA
- ARMENIA
- AUSTRALIA
- AUSTRIA
- BELGIUM
- BERMUDA
- BOSNIA HERZEGOVINA
- BULGARIA
- CANADA
- CANARY ISLANDS
- CHINA
- COLOMBIA
- CÔTE D'IVOIRE
- CROATIA
- CYPRUS
- CZECH REPUBLIC
- DENMARK
- EGYPT
- ESTONIA
- FINLAND
- FRANCE
- GERMANY
- GREECE
- GUADELOUPE
- GUATEMALA
- HONG KONG
- HUNGARY
- ICELAND
- INDIA
- IRAN
- IRELAND
- ISRAEL
- ITALY
- JAPAN
- JERSEY
- JORDAN
- KOSOVO
- KUWAIT
- LATVIA
- LEBANON
- LIECHTENSTEIN
- LITHUANIA
- LUXEMBOURG
- MACEDONIA
- MALAYSIA
- MALTA
- MARTINIQUE
- MEXICO
- MOLDOVA
- MONACO
- MONTENEGRO
- MOROCCO
- NETHERLANDS
- NEW ZEALAND
- NIGER
- NORTH KOREA
- NORWAY
- OMAN
- PANAMA
- POLAND
- PORTUGAL
- PUERTO RICO
- QATAR
- ROMANIA
- RUSSIA
- SAN MARINO
- SAUDI ARABIA
- SENEGAL
- SERBIA
- SINGAPORE
- SLOVAKIA
- SLOVENIA
- SOUTH AFRICA
- SPAIN
- SWEDEN
- SWITZERLAND
- TAIWAN
- TURKEY
- UKRAINE
- UNITED ARAB EMIRATES
- UNITED KINGDOM
- UNITED STATES OF AMERICA
- VIRGIN ISLANDS

QUALITY, SERVICE, THE ENVIRONMENT.

Three indisputable values.



• MAXIMUM QUALITY TO ANSWER TO THE MARKET'S GROWING NEEDS, CONTROLS DURING EACH PROCESSING PHASE TO GUARANTEE THIS PRIMARY OBJECTIVE. HIGHLY AUTOMATED PRODUCTION, ORDER MANAGEMENT AND SHIPMENT; A CAPILLARY DISTRIBUTION NETWORK AND AN EFFECTIVE LOGISTICS ORGANIZATION GUARANTEE PARTICULARLY REDUCED DELIVERY TIMES. NEW MATERIALS SUCH AS INTEGRAL POLYURETHANE, POLYETHYLENE AND PLASTIC POLYMERS ARE ALTERNATED WITH WOOD, STEEL, ALUMINIUM AND GLASS FINISHES. DOMITALIA HAS ALWAYS BEEN COMMITTED TO THE RESEARCH AND USE OF 100% RECYCLABLE PLASTIC MATERIAL, AS WELL AS ECO-SUSTAINABLE PRODUCTIVE PROCESSES WHICH DO NOT INVOLVE EMISSIONS OF SUBSTANCES HARMFUL TO MAN AND THE ENVIRONMENT. THIS CHOICE HAS ALLOWED US TO ACHIEVE AN IMPORTANT GOAL IN 2010: THE ISO 14001 ENVIRONMENTAL CERTIFICATION.



THE STORE LOCATORS.

The strength of our image.

• SIMPLE BUT ABSOLUTELY EFFECTIVE: A BROCHURE EXHIBITOR IS A VERY HANDY SALES TOOL. BESIDES THIS THERE IS THE PODIUM SET, IN THREE DIFFERENT SIZES, TO ENHANCE PRODUCTS AND TO GIVE A COMPLETE VIEW OF THE AREAS INSIDE OUR SHOP. AN ORIGINAL DESIGN DESERVES TO BE DRAWN TO EVERYONE'S ATTENTION.



ALPHABETICAL AND PHOTOGRAPHIC INDEX

CHAIRS



ARIEL
p. 40



ARIEL-PI
p. 40



BLADE-SP
p. 30



CAMEO
p. 42



CRYSTAL
p. 12



ECHO
p. 14



FORYOU2
p. 16



GEL-B
p. 19



GEL-L
p. 22



GEL-SL
p. 20



GEL-T
p. 18



GILDA
p. 44



GIUSY
p. 46



GIUSY-P
p. 46



JEFF-SL
p. 32



JUDE-L
p. 28



JUDE-SP
p. 26



JULIET-SL
p. 24



LIRICA
p. 38



NEW RETRO'
p. 8



PLAYA
p. 10



SCALA
p. 48



STAR
p. 36



TOPIC
p. 45



TORQUE
p. 34



AFRO-SG
p. 50



ECHO-SGA
p. 52



GEL-SGA
p. 54



PLAYA-SGB
p. 56



SCALA-SGB
p. 48



SOFT-SG
p. 55

OUTDOOR



BABA'
p. 108



BABA'-JR
p. 110



COMPASS-Q
p. 120



OMNIA COLLECTION
p. 112



PHANTOM
p. 114



STONE-T 200
p. 116

ALPHABETICAL AND PHOTOGRAPHIC INDEX

TABLES



ARCHIE-180
p. 64



ASSO-120
p. 86



CORONA-120
p. 68



CORONA-200
p. 70



CROWN-Q
p. 71



CROWN-T
p. 71



FASHION-160
p. 82



FASHION-Q
p. 83



GALAXY-160
p. 60



MUST
p. 74



MUST-XL
p. 72



PALIO-152
p. 84



POKER-90
p. 87



POKER-120
p. 87



POKER-B90
p. 87



SPICE
p. 62



STONE-T 200
p. 66



UNIVERSE-160
p. 78



UNIVERSE-182
p. 76



VITA
p. 80

OCCASIONALS



BASS
p. 90



BASS-L
p. 90



BIJOU
p. 100



ESPRIT
p. 103



ESPRIT-V
p. 102



LIFE-2C
p. 96



LIFE-3C
p. 97



LIFE-CG180
p. 98



MEDIA
p. 105



PALIO
p. 92



ROY
p. 99



SCOOP
p. 104



VERVE-2C
p. 94



CHAIRS





NEW RETRÒ

Design Fabrizio Batoni

Patented

CROWN-Q
27 1/2" x 27 1/2" / 70 x 70 cm >>> p. 71

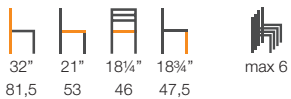


CHAIRS



Packing

lbs 41 - cu ft 12 3/4 / Kg. 18,6 - m³ 0,36 - 4 x box





PLAYA

Design Fabrizio Batoni

Patented



Packing
lbs 29½ - cu ft 6½ / Kg. 13,4 - m³ 0,18 - 2 x box/2 boxes

32¼"	20"	20"	18½"	max 6	C	SAZ	SFU	SBI
82	51	51	47					



CRYSTAL

Design Arter & Citton

Patented

ARCHIE-180
39½ x 71" / 100x180 cm >>> p. 54



Packing

lbs 44 - cu ft 15¼ / Kg. 20 - m³ 0,43 - 4 x box

34"	22"	19¼"	8¼"	max 6	PCAM	PCVI	PCFU	PCTR	PCNE	PCBI
86	56	49	46							



ECHO

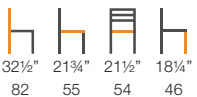
Design Arter & Citton

Patented



Packing

lbs 24¾ - cu ft 8½" / Kg. 11,2 - m³ 0,24 - 2 x box/2 boxes



PTO PGL PVA PNE PBI

AS



FORYOU2

Dual Design

Patented



Packing

lbs 37 - cu ft 11½ / Kg. 16,8 - m³ 0,33 - 4 x box



GEL-T

Domitalia Design














Patented

UNIVERSE-182
39 3/4" x 7 1/4" (+19 3/4" +19 3/4") / 101 x 182 (+50+50) cm >>> p. 76



Packing

lbs 37 1/2 - cu ft 6 3/4 / Kg. 17 - m³ 0,19 / 2 x box/2 boxes

												
33 1/2"	21 1/2"	18 1/2"	18 1/2"	max 4	C	SOR	SRO	SVE	SAZ	SFU	SNE	SBI
85	54	47	47									

GEL-B

Domitalia Design

Patented

CORONA-120
ø47" / ø119 cm >>> p. 68



Packing

lbs 31½ - cu ft 6½ / Kg. 14,3 - m³ 0,18 / 2 x box/2 boxes

33"	20½"	20½"	18½"	max 4	AS	SOR	SRO	SVE	SAZ	SFU	SNE	SBI
84	52	52	47									



GEL-SL

Domitalia Design

Patented

SPICE
35½" X 71" (+19%) / 90x180 (+50) cm >>> p. 62



Packing
lbs 37 - cu ft 6½ / Kg. 16,8 - m³ 0,18 - 2 x box/2 boxes





GEL-L

Domitalia Design / Orlandini & Radice

Patented



Packing

lbs 27¼ - cu ft 5¼ / Kg. 12,4 - m³ 0,16 - 2 x box/2 boxes

34"	19¼"	18¼"	18½"	FRS	LB2	SOR	SRO	SVE	SAZ	SFU	SNE	SBI
86	50	46	47									



JULIET-SL

Domitalia Design

Patented

PALIO-152
ø60" / ø152 cm >>> p. 84

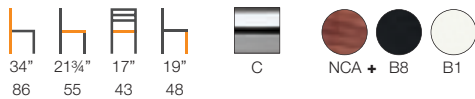


CHAIRS



Packing

lbs 42 - cu ft 7 / Kg. 19 - m³ 0,20 - 2 x box/2 boxes





JUDE-SP

Domitalia Design

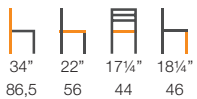
Patented

MUST-XL
39 3/4" x 71 3/4" (+31 1/2") / 101 x 182 (+80) cm >>> **p. 72**



Packing

lbs 42" - 7 3/4" / Kg. 19 - m³ 0,22 - 2 x box/2 boxes






JUDE-L


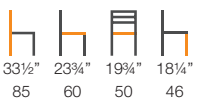
Domitalia Design / Orlandini e Radice

Patented



Packing

lbs 31 - cu ft 7 / Kg. 14 - m³ 0,20 - 2 x box/2 boxes





BLADE-SP

Design Area44

Patented

STONE-T200
41"X78 1/2" - 104X200 cm >>> p. 66



Packing

lbs 45 3/4 - cu ft 7 3/4 / Kg. 20,7 - m³ 0,22 - 2 x box/2 boxes





JEFF-SL

Domitalia Design


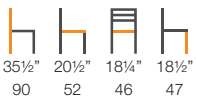
Patented

VITA
37½"x75" (+17¾") / 95x190 (+45) cm >>> p. 80



Packing

lbs 49½ - cu ft 10¼ / Kg. 22,4 - m³ 0,29 - 2 x box/2 boxes





TORQUE

Design Alessandro Moretti

Patented

UNIVERSE-182
39 3/4" x 71 3/4" (+19%) x 19 1/2" (+50+50) cm >>> p. 76



CHAIRS



Packing

lbs 22 - cu ft 13 / Kg. 10 - m³ 0,37 - 2 x box





STAR

Design Adriano Balutto Associati

Patented


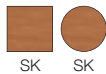
PALIO-152
ø60" / ø152 cm >>> p. 152



Packing

lbs 24 - cu ft 9 / Kg. 11 - m³ 0,26 - 1 x box

29¾"	21"	21½"	19"	29¾"
75,5	53	54	48	74





LIRICA

Design Adriano Balutto Associati
Patented

UNIVERSE-160
35½" x 63" (+19¾" + 19¾" + 19¾") / 90x160 (+50+50+50) cm >>> p. 78



Packing

lbs 42 - cu ft 13¾ / Kg. 19 - m³ 0,39 / 2 x box

33" 21¼" 21" 19"	WE	CBI	NCA	CN	LNO	CG
84 55 53,5 48						



ARIEL / ARIEL-PI

Design Dario Delpin

Patented



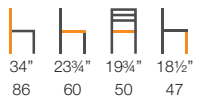
ARIEL



ARIEL-PI

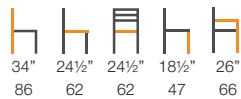
ARIEL

Packing
lbs 44 - cu ft 13¼ / Kg. 20 - m³ 0,39 - 1 x box/2 boxes



ARIEL-PI

Packing
lbs 33 - cu ft 13½ / Kg. 15 - m³ 0,38 - 1 x box





CAMEO

Design Jan Sabro

Patented



PALIO-152
ø 60" / ø152 cm >>> p. 84



Packing

lbs 34 - cu ft 11¼ / Kg. 15,4 - m³ 0,33 - 2 x box



GILDA

Domitalia Design


Patented

ASSO-120
35 1/2" x 47 1/4" (+35 1/2") / 90x120 (+90) cm >>> p. 86



Packing

lbs 37 1/2 - cu ft 12 1/2 / Kg. 17 - m³ 0,35 / 2 x box



TOPIC

Domitalia Design


Patented

MUST-XL
39 3/4" x 71 3/4" (+31 1/2") / 101 x 182 (+80) cm >>> p. 72



Packing

lbs 33 - cu ft 13 / Kg. 15 - m³ 0,37 - 2 x box





GIUSY / GIUSY-P

ASCOT-L
 ø46 3/4" (+17 3/4") / ø120 (+45) cm



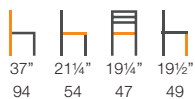
GIUSY



GIUSY-P

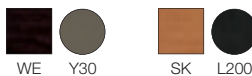

GIUSY

Packing
 lbs 33 - cu ft 11 1/4 / Kg. 15 - m³ 0,32 / 2 x box



GIUSY-P

Packing
 lbs 21 1/2 - cu ft 11 1/4 / Kg. 9,7 - m³ 0,32 / 1 x box





SCALA / SCALA-SGB

POKER-90
35½" x 35½" (+35½") / 90x90 (+90) cm >>> p. 87



SCALA

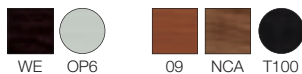
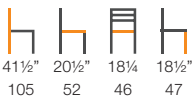


SCALA-SGB

SCALA

Packing

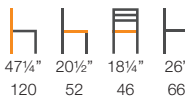
lbs 31¼ - cu ft 12½ / Kg. 14,2 - m³ 0,35 / 2 x box/2 boxes



SCALA-SGB

Packing

lbs 33 - cu ft 14½ / Kg. 15 - m³ 0,42 / 2 x box





AFRO-SG

Domitalia Design

Patented



CHAIRS



Packing
lbs 39 $\frac{3}{4}$ - cu ft 5 / Kg. 18 - m³ 0,14 - 1 x box

45"	19"	15 $\frac{3}{4}$ "	32 $\frac{3}{4}$ "
34 $\frac{3}{4}$ "			22 $\frac{1}{2}$ "
114	48	40	83
88			57





ECHO-SGA

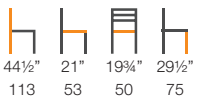
Design Arter & Citton

Patented



Packing

lbs 19¼ - cu ft 9¼ / Kg. 9 - m³ 0,26 - 1 x box/2 boxes



AS



PTO



PGL



PVA



PNE



PBI

GEL-SGA

Domitalia Design

Patented



Packing

lbs 18½ - cu ft 8½ / Kg. 8,4 - m³ 0,24 - 1 x box/2 boxes



SOFT-SG

Design Fabio Di Bartolomei

Patented



Packing
lbs 44 - cu ft 12 / Kg. 20 - m³ 0,34 / 1 x box/2 boxes

49 1/4" 39"	21 1/4"	24 1/4"	33 1/2" 23 1/4"	41 1/4" 31 1/4"	Gas	AS	URO	UNE	UBI	
125 99	55	62	85 59	105 79						



PLAYA-SGB

Design Fabrizio Batoni

Patented



Packing

lbs 13¼ - cu ft 7¼ / Kg. 6 - m³ 0,22 - 1 x box/2 boxes

40½"	21"	19¼"	26½"
103	53	50	67





TABLES

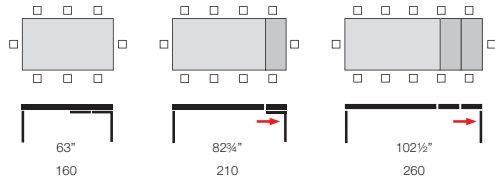




GALAXY-160

Domitalia Design

Patented

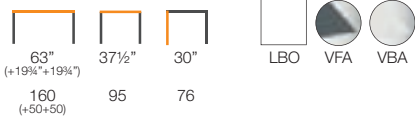


BLADE-SP >>> p. 30



Packing

lbs 245 3/4 - cu ft 12 3/4 / Kg. 111,5 - m³ 0,36 - 1 x box/3 boxes

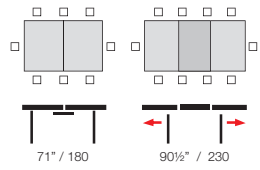




SPICE

Domitalia Design

Patented



GEL-SL >>> p. 20

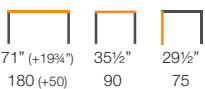


TABLES



Packing

lbs 157¼ - cu ft 11¼ / Kg. 71,5 - m³ 0,33 - 1 x box/3 boxes



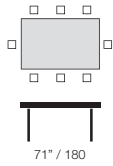
Honeycomb board top and leaf in the same finish.
White high glossy lacquered leaf only with walnut canaletto top



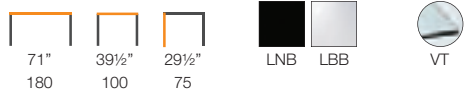
ARCHIE-180

Design Arter & Citton

Patented



Packing
lbs 167½ - cu ft 5 / Kg. 76 - m³ 0,14 / 1 x box/2 boxes

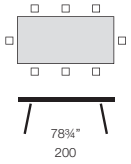




STONE-T 200

Design Arter & Citton

Patented



BLADE-SP >>> p. 30



TABLES



High pressure laminate barrel-shaped top



Packing

lbs 110 1/4 - cu ft 7 3/4 / Kg. 50 - m³ 0,22 - 1 x box/3 boxes

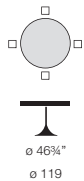




CORONA-120

Domitalia Design

Patented



GEL-B >>> p. 19



TABLES



Packing

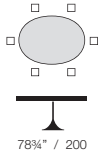
lbs 105% - cu ft 6 / Kg. 48 - m³ 0,17 - 1 x box/2 boxes



CORONA-200

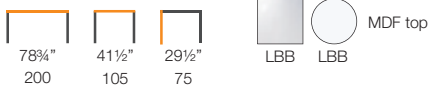
Domitalia Design

Patented



Packing

lbs 137³/₄ - cu ft 16¹/₂ / Kg. 62,5 - m³ 0,47 - 1 x box/2 boxes



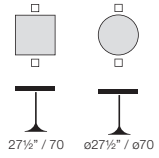
P_70

DOMITALIA
COMFORT LIVING

CROWN

Domitalia Design

Patented



NEW RTERÒ
 >>> p. 8



TABLES



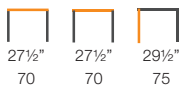
CROWN-Q



CROWN-T

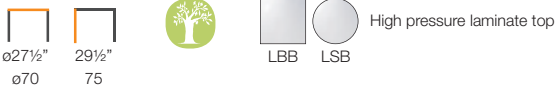
CROWN-Q

Packing
 lbs 33 - cu ft 6 / Kg. 15 - m³ 0,17 - 1 x box/3v boxes



CROWN-T

Packing
 lbs 32 1/4 - cu ft 6 1/2 / Kg. 14,6 - m³ 0,18 - 1 x box/3 boxes





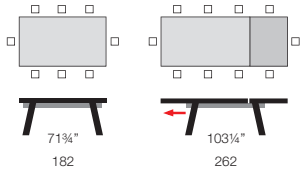
MUST-XL

Domitalia Design


Patented



TOPIC >>> p. 45



Packing
lbs 253 1/2 - cu ft 13 / Kg. 115 - m³ 0,37 - 1 x box/3 boxes

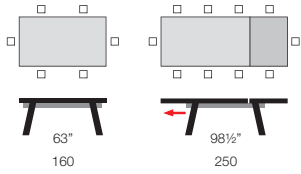




MUST

Domitalia Design

Patented



CRYSTAL >>> p. 10



TABLES



Packing

lbs 218¼ - cu ft 10 / Kg. 99 - m³ 0,28 - 1 x box/3 boxes


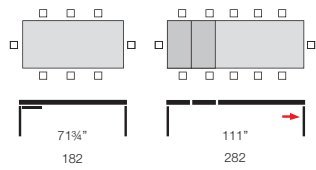




UNIVERSE-182

Domitalia Design

Patented



Packing
lbs 205 - cu ft 12 / Kg. 93 - m³ 0,34 - 1 x box/3 boxes

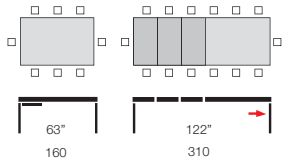




UNIVERSE-160


Domitalia Design

Patented



Packing

lbs 197¼ - cu ft 12¾ / Kg. 89,5 - m³ 0,36 - 1 x box/3 boxes

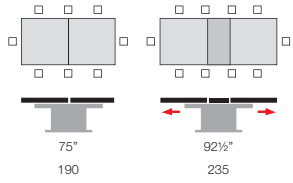




VITA

Domitalia Design

Patented




JEFF-SL >>> p. 32



TABLES



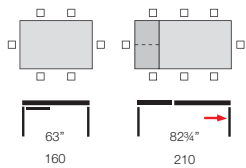
Packing
lbs 218 1/2 - cu ft 26 / Kg. 99,2 - m³ 0,74 - 1 x box/2 boxes



FASHION-160

Domitalia Design

Patented

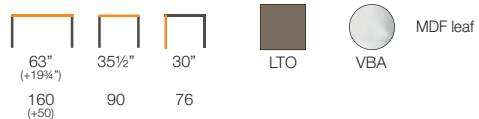


NEW RETRÒ >>> p. 8



Packing

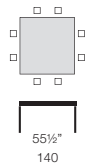
lbs 159 3/4 - cu ft 12 3/4 / Kg. 72,5 - m³ 0,36 - 1 x box/3 boxes



FASHION-Q

Domitalia Design

Patented



CRYSTAL >>> p. 12



TABLES



Packing

lbs 116¼ - cu ft 13 / Kg. 53 - m³ 0,37 - 1 x box/2 boxes (veneered top)

lbs 139 - cu ft 10¼ / Kg. 63 - m³ 0,29 - 1 x box/2 boxes (glass top)



Veneered top

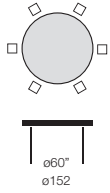




PALIO-152

Domitalia Design

Patented


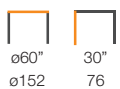


STAR >>> p. 36



Packing

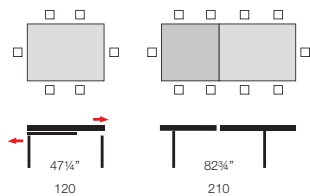
lbs 186 - cu ft 16 / Kg. 84,5 - m³ 0,46 - 1 x box/3 boxes



ASSO-120

Domitalia Design

Patented

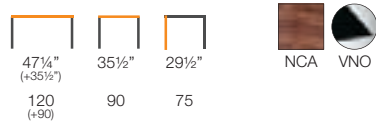


CRYSTAL >>> p. 12



Packing

lbs 94 3/4 - cu ft 5 3/4 / Kg.43 - m³ 0,16 - 1 x box



POKER

Domitalia Design

Patented

SCALA >>> p. 48



TABLES



POKER-90



POKER-120



POKER-B90

POKER-90

lbs 77¼ - cu ft 6¾ / Kg. 35 - m³ 0,19 - 1 x box/2 boxes

09	WE	VSR

35½" (+35½")	35½"	29½"
90 (+90)	90	75

POKER-120

lbs 99¼ - cu ft 8¾ / Kg. 45 - m³ 0,25 - 1 x box/2 boxes

09	WE	NCA	VSR

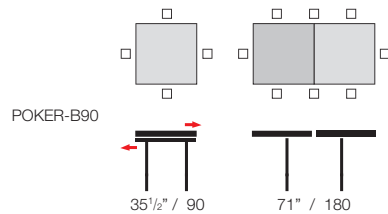
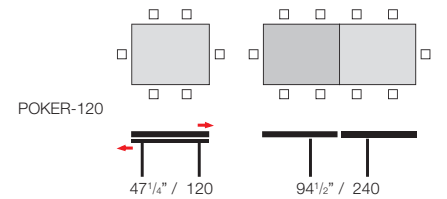
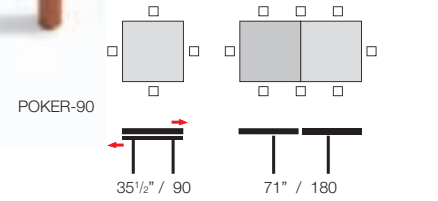
47¼" (+47¼")	35½"	29½"
120 (+120)	90	75

POKER-B90

lbs 81½ - cu ft 7 / Kg. 37 - m³ 0,20 - 1 x box/2 boxes

WE	VSR

35½" (+35½")	35½"	36½"
90 (+90)	90	92





OCCASIONALS





BASS

Domitalia Design

Patented



BASS



BASS-L

Packing

lbs 277¼ - cu ft 40 / Kg. 126 - m³ 1,13 - 1 x box/2 boxes

BASS

77½"	19"	33½"	LBB	VND
196,5	48	85		

Packing

lbs 280 - cu ft 40 / Kg. 127 - m³ 1,13 - 1 x box/2 boxes

BASS-L

77½"	19"	33½"	LTO	LTO
196,5	48	85		



PALIO

Design Adriano Balutto Associati

Patented



Packing

lbs 282¼ - 54¼ / Kg. 128 - m³ 1,55 - 1 x box

						
84¾"	23¼"	31½"	C + WE	NCA	MBI	VB
215	59	80				

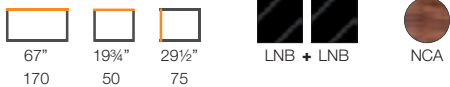


VERVE-2C

Design Area 44
Patented



Packing
lbs 169¼ - cu ft 24¾ / Kg. 77 - m³ 0,70 - 1 x box/3 boxes



LIFE-2C




Design Fabio Di Bartolomei


Patented



Packing

lbs 151 - cu ft 21½ / Kg. 68,5 - m³ 0,61 - 1 x box/3 boxes

		
71"	17¾"	27½"
180	45	70

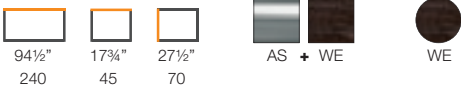


LIFE-3C

Design Fabio Di Bartolomei
Patented



Packing
lbs 200¾ - cu ft 28¾ / Kg. 91 - m³ 0,81 - 1 x box/4 boxes



LIFE-CG180

Design Fabio Di Bartolomei

Patented



Packing

lbs 108 - cu ft 11½ / Kg. 49 - m³ 0,32 - 1 x box/2 boxes




ROY

Design Gerald Brandstätter
Patented



Packing

lbs 81½ - cu ft 8¾ / Kg. 37 - m³ 0,25 - 1 x box



Veneered top
LBB



BIJOU




Dual Design

Patented



Packing

lbs 38 - cu ft 10½ / Kg. 17,2 - m³ 0,30 - 1 x box/2 boxes

		
39¼"	27½"	14"/12"
100	70	36/30



C



VND + RTM

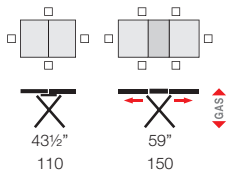


VBD + RTM

ESPRIT-V

Design Giorgio Del Piero

Patented

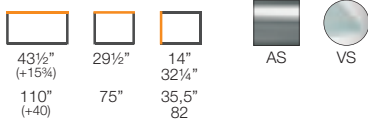


Adjustable height with gas device, on any in-between position



Packing

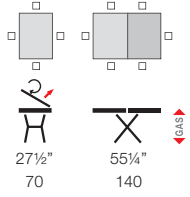
lbs 109 - cu ft 14¼ / Kg. 49,4 - m³ 0,40 - 1 x box



ESPRIT

Design Giorgio Del Piero

Patented

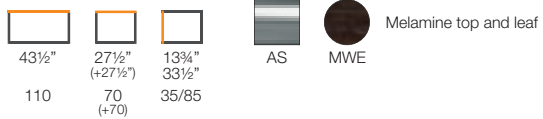


Adjustable height with gas device, on any in-between position



Packing

lbs 99 - cu ft 14¼ / Kg. 45 - m³ 0,40 - 1 x box



SCOOP



Packing

lbs 6¼ - cu ft 2¼ / Kg. 2,8 - m³ 0,06 - 1 x box



MEDIA








Design Diego Marocco

Patented



Packing

lbs 24¼ - cu ft 6 / Kg. 11 - m³ 0,17 - 1 x box (top size: 19¼"x13¾" / 50x35 cm)

							Embossed MDF top
21¼"	21¼"	21¼" 27¼"	LNB	LNO	LBB	LBO	
54	53	54/69					



OUTDOOR





BABÀ

Design Orlandini & Radice

Patented



Packing

lbs 23½ - cu ft 14¼ / Kg. 10,6 - m³ 0,40 - 1 x box

lbs 3 - cu ft ½ / Kg. 1,3 - m³ 0,01 - 1 x box (bulb and cord)

lbs 6¾ - cu ft ½ / Kg. 3 - m³ 0,01 - 1 x box (led system and remote control)

33"	25½"	25½"	17"	24½"	ERO	EVA
84	65	65	43	62	EBI	ETR





BABÀ-JR

Design Orlandini & Radice

Patented



Packing

lbs 12¼ - cu ft 6½ / Kg. 5,5 - m³ 0,18 - 1 x box

lbs 3 - cu ft ½ / Kg. 1,3 - m³ 0,01 - 1 x box (bulb and cord)

lbs 6¾ - cu ft ½ / Kg. 3 - m³ 0,01 - 1 x box (led system and remote control)

25¼"	19"	19"	12½"	17¾"			ERO	EVA	EBI	ETR		
64	48	48	32	45								



OMNIA

Design Orlandini & Radice

Patented



SMALL TABLE

POUF

POT



lbs 3 - cu ft ½ / Kg. 1,3 - m³ 0,01 - 1 x box (bulb and cord)
 lbs 6¼ - cu ft ½ / Kg. 3 - m³ 0,01 - 1 x box (led system and remote control)

17¼"	19"	19"
44	48	48



POT

lbs 10½ - cu ft 4 / Kg. 4,8 - m³ 0,11
1 x box

ERO	EVA	EBI	ETR

POUF

lbs 15½ - cu ft 4½ / Kg. 7 - m³ 0,13
1 x box/2 boxes

ERO	EVA	EBI	ETR

SMALL TABLE

lbs 14 - cu ft 4¼ / Kg. 6,4 - m³ 0,12 - 1 x box/2 boxes (laminated top)
 lbs 15¼ - cu ft 4¼ / Kg. 7,1 - m³ 0,12 - 1 x box/2 boxes (glass top)

ERO	EVA	EBI	ETR	LSB	VB



PHANTOM

Design Orlandini & Radice

Patented



Packing

lbs 26½ - cu ft 13½ / Kg. 12 - m³ 0,38 - 1 x box

lbs 3 - cu ft ½ / Kg. 1,3 - m³ 0,01 - 1 x box (bulb and cord)

lbs 6¾ - cu ft ½ / Kg. 3 - m³ 0,01 - 1 x box (led system and remote control)

32¼"	23¾"	27½"	17¾"	24¾"
82	60	70	45	63

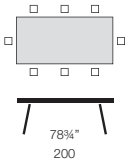




STONE-T 200

Design Arter & Citton

Patented



High pressure laminate barrel-shaped top



Packing

lbs 110 1/4 - cu ft 7 3/4 / Kg. 50 - m³ 0,22 - 1 x box/3 boxes



EBI



LSB



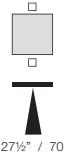




COMPASS-Q

Design Arter & Citton

Patented



Packing
lbs 39 1/4 - cu ft 5 1/4 / Kg. 17,8 - m³ 0,15 - 1 x box/2 boxes






FINISHES


FINISHES

SOLID WOOD



SK

BEECHWOOD TINTED
LIGHT CHERRY



09

BEECHWOOD TINTED CHERRY




WE

BEECHWOOD TINTED WENGÉ



FRS

WHITE ASHWOOD



NCA


BEECHWOOD
TINTED WALNUT CANALETTO

VENEER/MULTILAYER



WE


ASHWOOD OR OAK
TINTED WENGÉ



NCA

WALNUT TINTED
WALNUT CANALETTO


MELAMINE



MWE

ASHWOOD OR OAK
TINTED WENGÉ

LACQUERING



LTO

TAUPE MATT




LNO

BLACK MATT



LNB

BLACK HIGH GLOSSY



LBO

WHITE MATT



LB2


WHITE MATT OPEN PORE



LBB

WHITE HIGH GLOSSY

LAMINATE



LSB

WHITE HIGH PRESSURE
LAMINATE




URO

RED



UNE

BLACK



UBI

WHITE



CL. 1
M 4
BS 5852

POLYURETHANE

POLYETHYLENE



ERO

RED



EVA

GREEN



EBI


WHITE




ETR

TRANSLUCENT


POLYPROPYLENE



STEEL




TEMPERED GLASS



FINISHES

POLYCARBONATE



PCAM

AMBER



PCTO

TAUPE EVEN



PCVI

VIOLET



PCFU

SMOKE GREY



PCTR

TRANSPARENT



PCNE

BLACK EVEN



PCBI

WHITE EVEN

S.A.N. AND METACRYLIC



SOR

ORANGE



SRO

RED



SVE

GREEN



SAZ

LIGHT BLUE



SFU

SMOKE GREY



SNE

BLACK EVEN



SBI/MBI

WHITE EVEN

REGENERATED LEATHER



RTM

DARK BROWN

2ND QUALITY LEATHER



CN

BLACK

FABRICS

LONGLIFE

COMPOSITION:
74% PL, 18% CO, 8% PC

LIGHT FASTNESS:
4

ABRASION RESISTANCE:
MARTINDALE
≥ 40.000 CYCLES



L406

BEIGE



L200


BLACK

IKARUS

COMPOSITION:
90% PP, 10% PL

LIGHT FASTNESS:
4/5

ABRASION RESISTANCE:
MARTINDALE
≥ 25.000 CYCLES



IK901

GREY


TOULOUSE

COMPOSITION:
50% CO, 50% PL



LIGHT FASTNESS:
4/5

ABRASION RESISTANCE:
MARTINDALE
≥ 40.000 CYCLES



T31

SAND



T100

BLACK

OPALE

COMPOSITION:
40% CO, 60% PL

LIGHT FASTNESS:
4/5

ABRASION RESISTANCE:
MARTINDALE
14.000 CYCLES



OP6

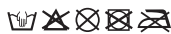
GREY

BLOOM

COMPOSITION:
15% PL, 85% PVC

LIGHT FASTNESS:
4/5

ABRASION RESISTANCE:
MARTINDALE
≥ 50.000 CYCLES



B14

TAUPE




B7

GREY



B8

BLACK



B1

WHITE

TAFFY

COMPOSITION:
48% PU, 31% CO, 21% PL

LIGHT FASTNESS:
4/5

ABRASION RESISTANCE:
MARTINDALE
≥ 200.000 CYCLES



Y10

WHITE



Y30

GREY

The imitation leather, even of best quality, has an open grain and when touching easily fading materials and fabrics or acid perspiration, it absorbs colours irreparably, especially on light shades.

The finishes and the coverings of the products are purely indicative due to the differences that inevitably appear in the photographic reproductions and thus cannot be used as a comparison with the final product. DOMITALIA reserves the right to partially or fully modify its production at any time without notification and reserves the right to make improvements or variations thereto entirely at its own discretion. Therefore, the company is not obliged to respect finishes and characteristics for the coming supplies. Please refer to the price-list for additional information on the models shown in this catalogue.

DOMITALIA BY NIGHT - LEGEND




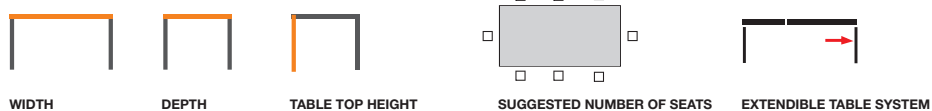
Lighting with wire and bulb.

Steady white glow, fluorescent energy saving bulb (20W - not included). NEMA 2 rating.



Lighting with led system.

Led RGB energy saving lighting system (3.6 W) equipped with a rechargeable battery which lasts 8 hours long. Besides the option of maintaining all the established available colours (white, pink, fuchsia, red, yellow, green, blue), intensity, colour change speed, intermittency and fading can be adjusted via remote control. NEMA 3 rating.



 **CORONA-120**
ø47" / ø119 cm >>> [SEE PAGE...](#)

 **FORYOU2** >>> [SEE PAGE...](#)

*It is forbidden to reproduce entirely or partially any image in this catalogue.
They may be used only after written authorization of DOMITALIA SpA.*

FOTOGRAFIE
STUDIO STEP

FOTOLITI
SELEKTA

PROGETTO E IMPAGINAZIONE
DOMITALIA GRAPHIC DEPT.

STAMPA
GRAFICHE RISMA / PRINTED IN ITALY